



## CHARACTERISTICS

-  Available at Balcão Eletrónico do Mar - BMar ([www.bmar.pt](http://www.bmar.pt))
-  Only for non-resident nationals or foreign citizens (resident or non-resident)
-  Payment by bank transfer.
-  Allows the issuance of group licenses
-  For more information: <https://www.dgrm.mm.gov.pt/licenciamento-da-pesca?articleId=423819>

# 1. Create User

**Recommended browsers Microsoft EDGE or Mozilla Firefox**  
It was found that the new build of GOOGLE CHROME Version 127.0.6533.73 (64 bits) is causing incompatibilities accessing BMar features.

**Crew List and Embarkation and Discharge Records**  
DGRM, jointly with DGAM, informs that the services related to the Crew List and Embarkation and Discharge Records of Seafarers, provided for in Ordinance no. 231/2020, of 30 September, shall continue to be carried out in the usual terms until 31.12.2024, through the link below:  
[Crew List and Embarkation and Discharge Records](#)

**Online Verification**  
Portuguese Flag Control

[Go](#)

**TAA**  
Aquaculture Activity Titles

[Go](#)

**TUPEM**  
Public Announcements

[Go](#)




### User Authentication

[Forgot your username?](#)

[Forgot your password?](#)

[Login](#)

Or access using



---

[Not a user yet?](#) [Create Account](#)

1

To make a new application you have to register the user, in order to check and submit BMAR requests from home.



Please click the 'Create Account'

2

**Fill the compulsory fields marked with the \***

## Registration for Application User



This is the screen for the registration of a new user in application.  
If you are already registered please return to the previous screen to authenticate with your username and Password.  
Otherwise fill out the form below and at the bottom select the "submit" button to continue.

ATTENTION: User registration is mandatorily individual and nominal, to ensure all traceability and accountability criteria. Company, entity or non-nominal users are not allowed.

Complete Name \*

Nationality \*

Birthday Date \*

VAT Number \*

This can be called **TIN - Taxpayer Identification Number - European Commission (europa.eu)** as well.

**NOTE:** if your country doesn't issue a TIN, please insert the number for your ID or passport, which can be proof of tax identification for foreign authorities, if needed.

## 2

### Fill the compulsory fields marked with the \*

**i** Should ensure the completion of at least one of the following identification documents: \*

Id Card Number **i**

Passport Number **i**

Other Identification Document **i**

Other Document Identification  
Number **i**

Mobile Number \* **i**

Email Address \* **i**

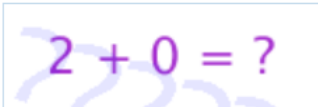
**i** Enter the desired authentication credentials (user name and password to access the application):

Username \* **i**

Password \* **i**

**2****Fill the compulsory fields marked with the \***

**i** Enter the desired authentication credentials (user name and password to access the application):

Username \* **i**Password \* **i**Validation code \* **i**

You should enter the result of the calculation in the image

**3****Click on the 'Submit' button**

Back

Submit

**4****You will receive a message confirming the account creation**

## Registration for Application User

**i** Your account needs to be activated.  
A message was sent to your email. Click on the link in this message to activate your account.

Continue

5

## Check your e-mail, open the message received and click on the link to activate your account

BMAR - Ativação de Utilizador | User Activation

Dear USER,

An account has been created on BMar - Balcão Eletrónico do Mar with the email [example@dgrm.pt](mailto:example@dgrm.pt). Before signing in you need to activate your account. To do so, select the link below, or you can copy and paste it in your browser.

[http://bmar.dgrm.mm.gov.pt/BMAR\\_Geral/faces/userauth/RegistoConfirmacaoUtiliz.xhtml?r=/BMAR\\_Geral&token=68ad7e76a9dfcae23adcc1a2c738615d46f289175b924159960e049e702f199a](http://bmar.dgrm.mm.gov.pt/BMAR_Geral/faces/userauth/RegistoConfirmacaoUtiliz.xhtml?r=/BMAR_Geral&token=68ad7e76a9dfcae23adcc1a2c738615d46f289175b924159960e049e702f199a)

The access to this link is required to activate your account. This link is only valid for 60 minutes.

Best regards,

BMar Team  
Directorate-general for Natural Resources, Safety and Maritime Services (DGRM)

6

## Open the confirmation page and receive a success message for the operation

Account Confirmation

Your account has been successfully activated. You can login now.

Continue





PT EN

7

**Recommended browsers Microsoft EDGE or Mozilla Firefox**  
It was found that the new build of GOOGLE CHROME Version 127.0.6533.73 (64 bits) is causing incompatibilities accessing BMar features.

**Crew List and Embarkation and Discharge Records**  
DGRM, jointly with DGAM, informs that the services related to the Crew List and Embarkation and Discharge Records of Seafarers, provided for in Ordinance no. 731/2020, of 30 September, shall continue to be carried out in the usual terms until 31.12.2024, through the link below:  
[Crew List and Embarkation and Discharge Records](#)

Online Verification  
Portuguese Flag Control

Go

TAA  
Aquaculture Activity  
Licits

Go

TUPEM  
Public Announcements

Go



### User Authentication

[Forgot your username?](#)

[Forgot your password?](#)

**Login**

Or access using

[Not a user yet?](#) [Create Account](#)



**After activation, insert the username and password chosen and click 'login'**

## 2. Fill and update Personal data

1

**The first time that you access the application you have to complete the personal data. Fill the compulsory fields with the \***

2

**Fill your main address and others addresses like the mailing address.**

3

**In order to proceed electronically with your request, you have to authorize the data treatment.**

4

**Click the 'Submit' button**

The screenshot shows the 'Dados Pessoais' form in the BMar system. The form is divided into several sections: 'Dados Pessoais', 'Moradas', and a consent section. Blue arrows from the instructions point to the following fields: 'Nome Completo da Pessoa', 'Nacionalidade', 'Data de Nascimento', 'Nº de Cartão de Cidadão', 'Data de Validade do Cartão de Cidadão', 'Nº de Telemóvel', 'Nº de Telefone', 'Fotografia', 'Imagem com a Assinatura', and the 'Submeter' button.

**Dados Pessoais**

Nome Completo da Pessoa \* testes testes testes Género

Nacionalidade \* Portugal Data de Nascimento \* 1988-01-11 Nº Identificação Fiscal \* 232339740

Deverá garantir o preenchimento de pelo menos um dos seguintes documentos de identificação e respetiva data de validade: \*

Nº do Cartão de Cidadão \* 78569874 Data de Validade do Cartão de Cidadão \* Nº do Passaporte \* Data de Validade do Passaporte \*

Outro Documento de Identificação \* Nº do Outro Documento de Identificação \* Data de Validade do Outro Documento \*

Nº de Telemóvel \* 969877458 Nº de Telefone \* Correo Eletrónico \* ana.r.rocha@cgi.com

Fotografia \* Imagem com a Assinatura \*

**Moradas**

Não existem registos para apresentar

Adicionar novo

Para garantir a segurança dos Dados do Titular e a máxima confidencialidade, tratamos a informação que nos forneceu de forma absolutamente confidencial, de acordo com as nossas políticas e procedimentos internos de segurança e de confidencialidade, em obediência ao princípio da legalidade. Os dados pessoais recolhidos e tratados consistem em informação relativa ao nome, género, data de nascimento, telefone, telemóvel, email, morada, número de identificação fiscal e civil, embora possam vir a ser recolhidos outros dados pessoais que possam ser necessários no âmbito da execução do programa BMar. Em função da natureza, do âmbito, do contexto e das finalidades do tratamento dos dados no âmbito do portal BMar, a DGRM compromete-se a aplicar, no momento da recolha, na definição dos meios de tratamento assim bem como no momento do próprio tratamento, as medidas técnicas e organizativas necessárias e adequadas à proteção dos Dados do Titular e ao cumprimento dos requisitos legais. O Titular tem o direito de solicitar, a qualquer momento, a retificação dos seus dados pessoais e, bem assim, o direito a que os seus dados pessoais incompletos sejam completados, incluindo por meio de uma declaração adicional. A DGRM, enquanto entidade gestora do programa BMar, comunica a cada destinatário a quem os dados tenham sido objeto de alteração a respetiva retificação. Para esclarecimentos adicionais deverá consultar o site da DGRM em <https://www.dgrm-mm.gov.pt/web/guest/encarregado>

Autorizo o tratamento dos meus dados pessoais, pela DGRM e outras entidades, para efeitos de comunicações e emissão de documentos tramitados no BMar \*

Declaro o meu consentimento para que as comunicações com a DGRM e outras entidades sejam realizadas por via eletrónica \*

\* Campo de preenchimento obrigatório

Voltar Submeter

The screenshot shows a web form for entering address information. At the top, there is a header with the BMar logo and the text 'Balcão Eletrónico do Mar'. The form contains several fields: 'País' (Country) with a dropdown menu showing 'Portugal'; 'Morada Principal?' (Main Address?) with a dropdown menu; 'Código Postal' (Postal Code) and 'Extensão do Código Postal' (Postal Code Extension) as text input fields; 'Localidade Postal' (Postal Locality) as a text input field; 'Distrito' (District), 'Concelho' (Municipality), and 'Freguesia' (Parish) as dropdown menus; and 'Morada' (Address) as a text input field. Below these fields is a section for 'Observações da Morada' (Address Observations) with a text area. At the bottom right, there are two buttons: 'Voltar' (Back) and 'Confirmar' (Confirm). Blue arrows point from the instructions on the right to the 'Morada Principal?' dropdown, the 'Código Postal' and 'Extensão do Código Postal' fields, the 'Confirmar' button, and the 'Morada' field.

**5** Define if this is the main address.

**6** Fill the Postal code (Zip Code) 4 digits and extension (3 digits). Click on 'check address for the Postal Code (Zip Code)'.

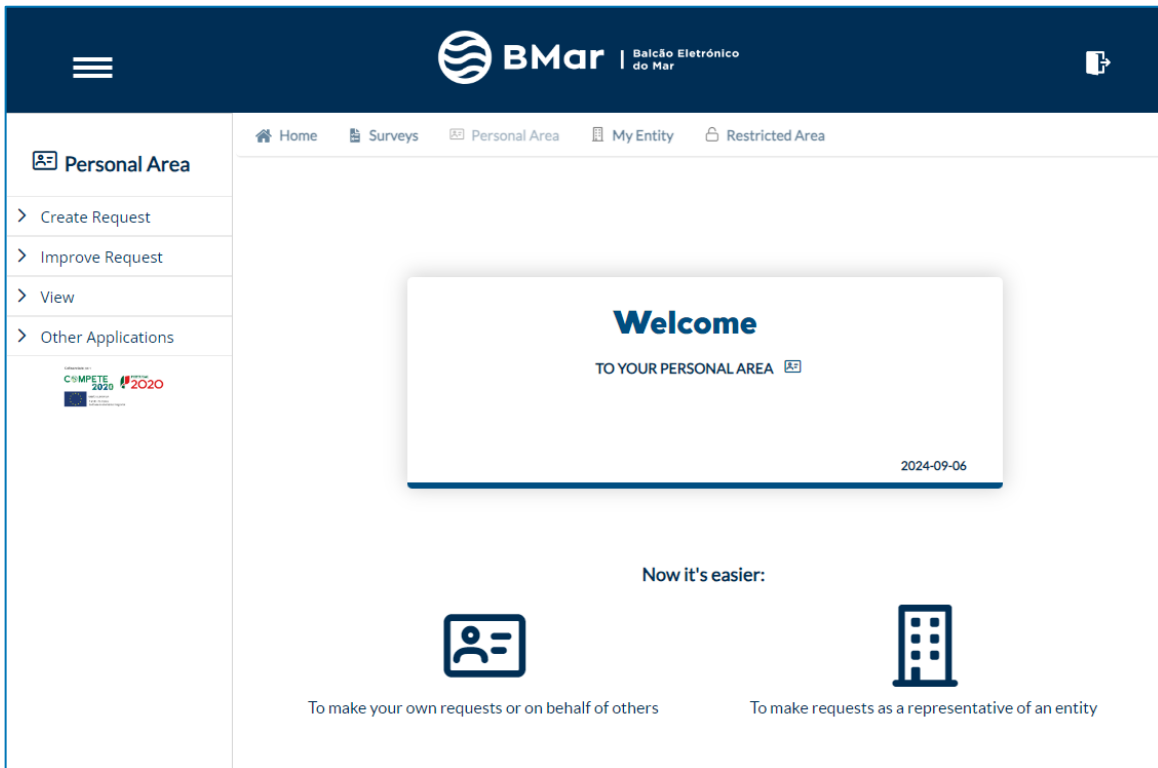
**7** Verify if all fields are automatically filled if not, please complete the remaining data.

**8** Click on 'Confirm'.


## 2. Create a new request

1 Please choose if you're doing requests as a querent (1.1) or for your company (1.2)

1.1 As an individual choose 'My Personal Area'



1.2 As an Representative as an Entity / Company choose 'My Entity Area'



2

To make a request select 'Create Request' on the left side of the Menu.

At 'My Personal Area'

➤ For yourself



➤ Representing Others




Personal Area

- ▼ Create Request
- For Me
- Representing Others
- Request Annexes
- > Improve Request
- > View

At 'My Entity' Area

➤ For your Company



➤ Your Company  
Representing Others

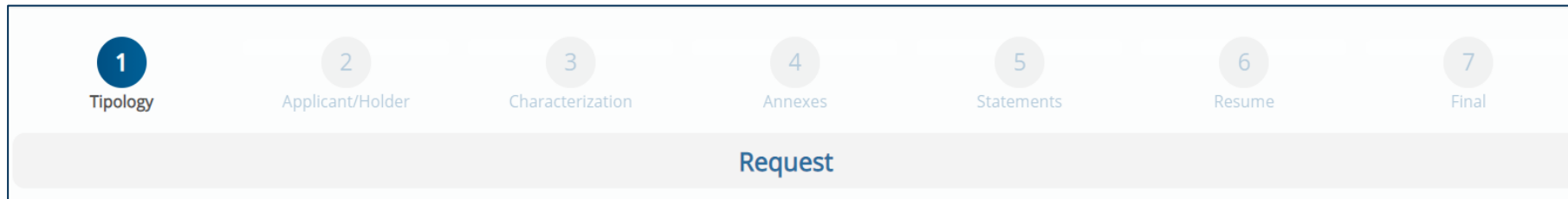


My Entity

- ▼ Create Request
- For Me
- Representing Others
- Request Annexes
- > Improve Request
- > View

2.1

**Note:** All the requests have identical structure, having 7 steps to fill in:  
**Tipology, Applicant/Holder, Characterization, Annexes, Statements, Resume and End.**



**3** In the **Category of the Request** select **'Recreational Fishing' (3.1)** and in the type select : **'Singular/Collective Licence by Bank Transfer' (3.2)**.



**Request**

**i** This is the initial screen of the request, where you can choose the category and the type of request. At the end select the button "next" to continue.

**(3.1) Choose Category**

**(3.2) Choose type of request**

Type of Claim **i**

Category of Request \* **i**

Type of Request \* **i**

+ Assisted Attendance?

**Click 'Next' to continue**



1  
Tipology

2  
Applicant/Holder

3  
Characterization

4  
Annexes

5  
Statements

6  
Resume

7  
Final

### 4 Select Applicant: The Applicant can be the Holder or a represented. If it is a represented, a power of attorney has to be presented.

#### Applicant or Holder Characterization

*i* This is the collection of information on the applicant's request and on the holder. The information requested will be adjusted to the type of applicant and holder to identify. When finish filling select the button "next" to continue.

Applicant

Applicant Details *i*

TESTE PESCA LUDICA 1

Type of Applicant \* *i*

Type of Applicant \* *i*

Individual Applicant  
Entity Represented

Select the  
Type of  
Applicant

**Individual Applicant: If you require a licence for yourself and friends / family. Therefore, you are applying on your behalf (for yourself). No further details on the applicant are requested.**

**Entity Represented (4.1): you are applying in the role of representative of an entity. The entity will be considered as requesting the application and the entity's details have to be completed. For example, if your buying licenses for your employees.**

1  
Tipology

2  
Applicant/Holder

3  
Characterization

4  
Annexes

5  
Statements

6  
Resume

7  
Final

4.1

**If you are representing an entity/ company :** the system will require the entity details, and you'll be asked to annex a statement attesting that you are an employee authorized to apply representing the entity .

**If you have already submitted a declaration of representation of an applicant at the BMar, you can click on "Get Register Entity".**

Applicant

Applicant Details ⓘ  
TESTE PESCA LUDICA 1

Type of Applicant \* ⓘ  
Entity Represented

ⓘ For the purposes of submission of this type of request is required to have a statement of the entity represented

Declaration Issued Date \* ⓘ  
Declaration Expiring Date \* ⓘ

ⓘ You can get the data of an entity through the button, if already registered in the system, or enter directly the requested information, in the case of a new entity registration. It is always recommended a search before inserting a new entity record.

Get Register Entity

Acronym ⓘ  
Entity Corporate Name \* ⓘ

VAT Entity Number \* ⓘ  
Email Address \* ⓘ

Nationality \* ⓘ  
Portugal

Phone \* ⓘ  
Activity Start Date ⓘ

Entity Nature ⓘ

Entity Applicant's Address and Holder

ⓘ Deverá indicar uma ou mais moradas. \*

There are no records to display

Add New

1  
Tipology

2  
Applicant/Holder

3  
Characterization

4  
Annexes

5  
Statements

6  
Resume

7  
Final

4.2

### Information concerning the holder

After the applicant's selection, the holder is automatically filled in as: Holder is the same as the applicant.

Holder

Type of Holder \* ⓘ  
Holder is the same as the Applicant

Holder's Full Name \* ⓘ  
TESTE PESCA LUDICA 1

Gender ⓘ

Nationality \* ⓘ  
Portugal

Birth Date \* ⓘ  
1959-12-14

VAT Number \* ⓘ  
272841714

Fill at least one of the following Id Documents and expiring date \*

Id Card ⓘ  
02123212

Id Card Expiring Date \* ⓘ  
2025-12-31

Passport Number ⓘ

Passport Expiring Date ⓘ

Other Identification Document ⓘ

Other Document Number ⓘ

Other Document Expiring Date ⓘ

Mobile Number \* ⓘ  
999999999

Phone Number ⓘ

Email Address \* ⓘ  
vanessa.sofia.p.m@hotmail.com

Holder's Address

Primary / Fiscal? ⌵	Address ⌵
Yes	Rua Cidade da Horta, 1000-100 LISBOA - Portugal

(1 - 1 from 1) [1] [10]

Please select a record to unlock the following operations

View Change Remove Add New



5

### To apply you must identify the desired type of licence.

Select the Type of Licence from: On Boat, On Foot, Under Water or All Types; the Period or duration: Daily, Monthly or Annual and whether the request is Urgent.

Then you must select the Start Date of the License. The Expiration Date is calculated automatically according to the selected period of duration.

After filling in the licence data, you must name all the Holders – persons to whom to issue the Licence.

Licence

Licence Type \* ⓘ On Boat

Licence Period \* ⓘ Monthly

Urgent? \* ⓘ No

Start Date \* ⓘ 2020-11-30

Expiration Date ⓘ 2020-12-29

Recreational Fishing Licence Holders

ⓘ You must add at least one record to the list \*

There are no records to display

Add New

**You can add one or more persons info to whom the licence should to be issued**



**6** Per each licence Holder, you must fill in the Full Name, Type of Document, Identification Document Number, Email Address and Mobile Phone Number. Afterwards, press CONFIRM.

### Recreational Fishing Licence Holders

Full Name <sup>\*</sup> ⓘ

Document Type <sup>\*</sup> ⓘ

Portuguese Citizen Card v

Id Document No. <sup>\*</sup> ⓘ

Email address ⓘ

Mobile Number ⓘ

- Portuguese Citizen Card
- Portuguese Identity Card
- Passport
- Foreign Citizen Card

<sup>\*</sup> Required field

Back
Confirm

If you wish to add another holder, you must click Add New **(6.1)** and enter the holder's particulars.

Recreational Fishing Licence Holders

i You must add at least one record to the list <sup>\*</sup>

Name	Doc. Type	Id Number	Email	Mobile
Teste Pesca Lúdica	Passport	ES2817281	teste@bmar.pt	912345678

(1 of 1) ⏪ ⏩ 1 10

Please select a record to unblock the following operations

View
Change
Remove
Add New

**(6.1) Add New**




7

To identify the amount to be paid, click **CALCULATE INVOICE AMOUNT (7.1)**.

The system will show the amount and the DGRM IBAN where you should transfer the payment.

It's mandatory that you insert your IBAN / Account Number to recognize the payment **(7.2)**.



Payment

*Please select the button "Calculate Invoice Amount" before advancing*

Calculate Invoice Amount

### **(7.1) Calculate Invoice Amount**

If you make any changes to the licence, be sure to press recalculate prior to submitting the application

It's mandatory that you insert your IBAN Account Number to recognize the payment **(7.2)**.

Payment

Calculate Invoice Amount

Total Value ⓘ  
12.0

Recreational Fishing Licence Services

Service ⌵	Quant. ⌵	Value without VAT ⌵	% VAT ⌵	Value with VAT ⌵	Urgency Fee? ⌵
Licenças de pesca lúdica embarcada mensal	1.0	12.0	0.0	12.0	No

(1 of 1) ⏪ ⏩ 10

IBAN ⓘ  
numero\_do\_iban\_da\_dgrm\_parametrizado

SWIFT ⓘ  
codigo\_swift\_da\_dgrm\_parametrizado

ⓘ (i) To finalize this request, you must upload a payment evidence in the anexes section.  
(ii) Before proceeding with Bank Transfer please select the "Save" button.  
(iii) To print the amounts please use the keys Control + P or the print button of the internet browser.

Transfer Origin IBAN / Account Number \* ⓘ

\* Required field

Back Validate Save Next

**(7.2)** Indicate the Transfer Origin IBAN Account Number, so that we can identify your payment on our bank system.

**If this number is not correct, the licence may not be issued due to biased information.**

1  
Tipology

2  
Applicant/Holder

3  
Characterization

4  
Annexes

5  
Statements

6  
Resume

7  
Final

8

**For the issuance(s) of the License(s), it is mandatory to present proof of payment indicating the Bank Transfer details, such as the name of the bank, the applicant's IBAN account number; DGRM's IBAN account number and the correct fee amount.**

### Request Annexes

**i** On this screen you must attach documentation identified below to complete the request, by selecting each button "Add New". or each type of attachment you can attach more than one document, according to the needs.

Payment Evidence \* **i**

There are no records to display

Add New



Other document **i**

There are no records to display

Add New





9

**To submit the request, you must agree with the bellow statements.**



### Final Statements

**i** Before moving forward should ensure that you are properly informed about these type of processes. A detailed knowledge about the processes is critical, so we strongly advise you to view all the information available. At the end select the button "next" to continue.

- I hereby declare on my honor that all the information provided corresponds exactly to the truth \* **i**
- I hereby declare that I understand and accept the terms and conditions of use of BMar \* **i**
- I hereby declare that I am aware and I fulfill all legal obligations and regulations \* **i**
- I hereby declare that I authorize the use of my personal data for the purposes described in the applicable legislation \* **i**
- I hereby declare that all communications with the DGRM, AMN and other Entities are carried out by electronic means to the electronic address provided by me \* **i**

\* Required field

Back Validate Save Next



10

All information entered in the request is displayed on the request Resume screen.

On this page, you can submit the application and if there are any errors, they will be displayed when you click 'SUBMIT'.

**i** This is the last screen before the request submission. You should review all the information presented before submitting the request. If you notice any inaccuracy, use the navigation buttons ("back" and "next") to reach the respective form and proceed with the correction. Once you completed all the validations, select the "submit" button to complete your request.

Back

Submit

### Applicant or Holder Characterization

#### Applicant

Applicant Details **i**

TESTE PESCA LUDICA 1

Type of Applicant **i**

Individual Applicant

- 1 Tipology
- 2 Applicant/Holder
- 3 Characterization
- 4 Annexes
- 5 Statements
- 6 Resume
- 7 Final**

Request Number

PT2024IPLD005976501

Request Status

Submitted

Status Date

2024-09-10 19:06:01

Submission Date

2024-09-10 19:05:59

Category of Request

Recreational Fishing

Type of Request

Licença Individual/Coletiva por Transferência Bancária

## Request Submission

### Your request was submitted successfully

Date/Time of submission 2024/09/10 19:05:59

[Get Submission Receipt](#)

Any information or notification will be send through email address which we recommend that you pay special attention to your mail box  
The email address for this communications is: [your@email.here](mailto:your@email.here)